



SELF LOVE ORIGAMI


Grades 3-5

YOU ARE WORTH IT YOU ARE WORTH IT YOU ARE WORTH IT

YOU ARE SMART YOU ARE SMART YOU ARE SMART

YOU ARE LOVED YOU ARE LOVED YOU ARE LOVED

LOVE YOURSELF LOVE YOURSELF LOVE YOURSELF





SUPPLIES



01 — Paper

02 — Crayons

03 — Scissors

04 — Pen







STEP 1:

Fold the right end of the paper

STEP 2:

Cut the paper at the end of the fold






Step 3:

Fold the 4 corners to the
center of the paper

STEP 4:

Fold the paper over and fold the 4 corners to the center again








STEP 5:

Fold your paper over

STEP 6:

Color each square different
colors







STEP 7

On each triangle put numbers
1-8

STEP 8:

Put an affirmation on each triangle





STEP 9:

You are done and ready to use

HOW TO USE:

<https://youtu.be/phr8swRFLq0?t=239>

